


(D) (a) Statement showing Shareholding Pattern

Name of the Company: ASHAPURA MINECHEM LIMITED		BSF- ; NSF- ; Equity	
Scrip Code, Name of the scrip, class of security:			
Quarter ended: 30.09.2012			
Partly paid-up shares:-		No. of partly paid-up shares	As a % of total no. of partly paid-up shares
Held by Promoter / Promoter Group		0	0.0000
Held by public		0	0.0000
<b>Total</b>		<b>0</b>	<b>0.0000</b>
Outstanding convertible securities:-		No. of outstanding securities	As a % of total No. of outstanding convertible securities
Held by Promoter / Promoter Group		0	0.0000
Held by public		0	0.0000
<b>Total</b>		<b>0</b>	<b>0.0000</b>
Warrants:-		No. of warrants	As a % of total no. of warrants
Held by Promoter / Promoter Group		0	0.0000
Held by public		0	0.0000
<b>Total</b>		<b>0</b>	<b>0.0000</b>
Total paid-up capital of the company assuming full conversion of warrants and convertible securities			78986098




Category Code	Category of shareholder	Number of shareholders	Total number of shares	Number of shares held in dematerialised form	percentage of total number of shares		Shares pledged or otherwise encumbered	
					As a percentage of (A+B) (VI)	As a percentage of (A+B+C) (VII)	Number of shares (VIII)	As a percentage (IX) = (VIII)/(IV)*100
(I)	Promoter and Promoter Group	(III)	(IV)	(V)	(VI)	(VII)	(VIII)	(IX)
(A)	Indian							
1								
(a)	Individuals/Hindu Undivided Family	16	34963741	34963741	44.2657	44.2657	29714725	0.0000
(b)	Central Government/State Government(s)	0	0	0	0.0000	0.0000	0	0.0000
(c)	Bodies Corporate	3	93040	93040	0.1178	0.1178	0	0.0000
(d)	Financial Institutions / Banks	0	0	0	0.0000	0.0000	0	0.0000
(e)	Any Other (specify)	0	0	0	0.0000	0.0000	0	0.0000
	<b>Sub Total (A)(1)</b>	<b>19</b>	<b>35056781</b>	<b>35056781</b>	<b>44.3835</b>	<b>44.3835</b>	<b>29714725</b>	<b>84.7617</b>
2	Foreign							
(a)	Individuals (Non-Resident Individuals/Foreign Individuals)	0	0	0	0.0000	0.0000	0	0.0000
(b)	Bodies Corporate	0	0	0	0.0000	0.0000	0	0.0000
(c)	Institutions	0	0	0	0.0000	0.0000	0	0.0000
(d)	Qualified Foreign Investors	0	0	0	0.0000	0.0000	0	0.0000
(e)	Any Other (specify)	0	0	0	0.0000	0.0000	0	0.0000
	<b>Sub Total (A)(2)</b>	<b>0</b>	<b>0</b>	<b>0</b>	<b>0.0000</b>	<b>0.0000</b>	<b>0</b>	<b>0.0000</b>
	<b>Total Shareholding of Promoter and Promoter Group (A)=(A)(1)+(A)(2)</b>	<b>19</b>	<b>35056781</b>	<b>35056781</b>	<b>44.3835</b>	<b>44.3835</b>	<b>29714725</b>	<b>84.7617</b>
(B)	Public shareholding							
1	Institutions							
(a)	Mutual Funds/UTI	4	130000	118000	0.1646	0.1646	-	-
(b)	Financial Institutions / Banks	3	21900	21900	0.0277	0.0277	-	-
(c)	Central Government/State Government(s)	0	0	0	0.0000	0.0000	-	-
(d)	Venture Capital Funds	0	0	0	0.0000	0.0000	-	-
(e)	Insurance Companies	0	0	0	0.0000	0.0000	-	-
(f)	Foreign Institutional Investors	1	20000	20000	0.0253	0.0253	-	-
(g)	Foreign Venture Capital Investors	0	0	0	0.0000	0.0000	-	-
(h)	Qualified Foreign Investors	0	0	0	0.0000	0.0000	-	-
(i)	Any Other (specify)	0	0	0	0.0000	0.0000	-	-




2	Sub Total (B) (I)	8	171900	159900	0.2176	0.2176		
(a)	Non-institutions Bodies Corporate	519	4676625	4596625	5.9208	5.9208		
(b) (i)	Individuals - shareholders holding nominal share capital up to Rs 1 Lakh	24903	14443205	14012292	18.2858	18.2858		
(ii)	Individual shareholders holding nominal share capital in excess of Rs. 1 Lakh	33	5584020	5527020	7.0696	7.0696		

Category code	Category of shareholder	Number of shareholders	Total number of shares	Number of shares held in dematerialised form	percentage of total number of shares		Shares pledged or otherwise encumbered	
					As a percentage of (A+B) (VI)	As a percentage of (A+B+C) (VII)	Number of shares (VIII)	As a percentage (IX) = (VIII)/(IV)*100
(I)	Qualified Foreign Investors (II)	(III)	(IV)	(V)	(VI)	(VII)	(VIII)	(IX)
(c)	Any Other	0	0	0	0.0000	0.0000	-	-
(d)	Non Resident Indians (Repat)	209	730559	728559	0.9249	0.9249	-	-
i	Non Resident Indians (Non Repat)	49	815773	815773	1.0328	1.0328	-	-
ii	Foreign Companies	1	15714690	15714690	19.8955	19.8955	-	-
iii	Clearing Member	127	265699	265699	0.3364	0.3364	-	-
iv	Market Maker	29	92506	92506	0.1171	0.1171	-	-
v	Trusts	1	1434340	1434340	1.8159	1.8159	-	-
vi	Sub Total (B)(2)	25871	43757417	43190504	55.3989	55.3989	-	-
	Total Public Shareholding Public Group (B)=(B)	25879	43929317	43350404	55.6165	55.6165	NA	NA
	(I)+(B)(2)	25898	78986098	78407185	100.0000	100.0000		
	Total (A)+(B)	25898	78986098	78407185				
(C)	Shares held by custodians and against which Depository Receipts have been issued							
i	Promoter and Promoter group	0	0	0	0.0000	0.0000	0	0.0000
ii	Public	0	0	0	0.0000	0.0000	0	0.0000
iii	Sub Total (C)	0	0	0	0	0	0	0
	GRAND TOTAL (A)+(B)+(C)	25898	78986098	78407185	100.0000	100.0000	0.0000	0.0000



(I)(b) Statement showing holding of securities (including shares, warrants, convertible securities) of persons belonging to the category "Promoter and Promoter Group"

Sr. No.	Name of the shareholder	Details of Shares held			Encumbered shares			Details of warrants		Details of convertible securities		Total shares (including underlying shares assuming full conversion of warrants and convertible securities) as a % of diluted share capital
		Number of shares held	As a % of grand total (A) + (B) + (C)	No.	As a percentage (V) = (V) / (III) * 100	As a % of grand total (A) + (B) + (C) of sub-clause (I)(a)	Number of warrants held	As a % total number of warrants of the same class	Number of convertible securities held	As a % total number of convertible securities of the same class		
(I)	(II)	(III)	(IV)	(V)	(VI) = (V) / (III) * 100	(VII)	(VIII)	(IX)	(X)	(XI)	(XII)	
1	CHEITAN NAVNITLAL SHAH (AAMPS4798R)	11543814	14.6150	11479000	99.44	0.00	0	0.00	0	0.00	0.00	
2	NAVNITLAL RATANJI SHAH (AAVPS0171R)	10614087	13.4379	7120000	67.08	0.00	0	0.00	0	0.00	0.00	
3	DINA CHEITAN SHAH (AMXPS5608K)	7768020	9.8347	7715725	99.33	0.00	0	0.00	0	0.00	0.00	
4	MANAN CHEITAN SHAH (BLNPS8994N)	3639220	4.6074	2200000	60.45	0.00	0	0.00	0	0.00	0.00	
5	CHAITALI CHEITAN SHAH (AREPSS767M)	1255620	1.5897	1200000	95.57	0.00	0	0.00	0	0.00	0.00	
6	HIMANI CHEITAN SHAH (AMVPS7282E)	142980	0.1810	0	0.00	0.00	0	0.00	0	0.00	0.00	
7	ASHAPURA INDUSTRIAL FINANCE LTD	88000	0.1114	0	0.00	0.00	0	0.00	0	0.00	0.00	
8	GUJRABARGA TRADING CO PVT LTD	2520	0.0032	0	0.00	0.00	0	0.00	0	0.00	0.00	
9	HEMPRAIBHA TRADING CO PVT LTD	2520	0.0032	0	0.00	0.00	0	0.00	0	0.00	0.00	
TOTAL		35056781	44.3835	29714725	0.0000	0.0000	0	0	0	0	0	



(1)(c)(i) Statement showing holding of securities (including shares, warrants, convertible securities) of persons belonging to the category "Public" and holding more than 1% of the total number of shares

Sr. No.	Name of the shareholder	Number of shares held	Shares as a percentage of total number of shares i.e., Grand Total (A)+(B)+(C) indicated in Statement at para (1)(a) above	Details of warrants		Details of convertible securities		Total shares (including underlying shares assuming full conversion of warrants and convertible securities) as a % of diluted share capital
				Number of warrants held	As a % total number of warrants of the same class	Number of convertible securities held	% w.r.t total number of convertible securities of the same class	
1	*Volclay International Corporation	15714690	19.8955	0.00	0.00	0.00	0.00	0
2	Anvil Share & Stock Broking Ltd	7900000	1.0002	0.00	0.00	0.00	0.00	0
3	** Navnitlal Ratanji Shah / Chetan Navnitlal Shah / Nayanaben Mahendra Ramani (AAVPS0171R)	1434340	1.8159	0.00	0.00	0.00	0.00	0
4	Nayana Mahendra Ramani ADLPR6519B	1027750	1.3012	0.00	0.00	0.00	0.00	0
5	Mahendra Jethal Ramani AAAPR8831Q	943670	1.1947	0.00	0.00	0.00	0.00	0
	<b>TOTAL</b>	<b>19910450</b>	<b>25.2075</b>	<b>0.00</b>	<b>0.00</b>	<b>0.00</b>	<b>0.00</b>	<b>0</b>

\* Volclay International Corporation (Foreign Body Corporate) who is a party to the shareholders agreement with the Company  
 \*\* Held in the capacity of Trustee of Hiralaxi Memorial Foundation Trust

(1)(c)(ii) Statement showing holding of securities (including shares, warrants, convertible securities) of persons (together with PAC) belonging to the category "Public" and holding more than 5% of the total number of shares of the company

Sr. No.	Name(s) of the shareholder(s) and the Persons Acting in Concert (PAC) with them	Number of shares	Shares as a percentage of total number of shares i.e., Grand Total (A)+(B)+(C) indicated in Statement at para (1)(a) above	Details of warrants		Details of convertible securities		Total shares (including underlying shares assuming full conversion of warrants and convertible securities) as a % of diluted share capital
				Number of warrants	As a % total number of warrants of the same class	Number of convertible securities held	% w.r.t total number of convertible securities of the same class	
1	Volclay International Corporation	15714690	19.8955	0.00	0.00	0.00	0.00	19.90
	<b>TOTAL</b>	<b>15714690</b>	<b>19.8955</b>					



(I)(d)	Statement showing details of locked-in shares	Sr. No.	Name of the shareholder	Number of Locked in Shares	Locked-in shares as a percentage of total number of shares [i.e., Grand Total (A)+(B)+(C) indicated in Statement at para (I)(a) above]
1	NIL	NIL	NIL	NIL	NIL
TOTAL	TOTAL	NIL	NIL	NIL	NIL



(II)(a) Statement showing details of Depository Receipts (DRs)				
Sr. No.	Type of outstanding DR (ADRs, GDRs, SDRs, etc.)	Number of outstanding DRs	Number of shares underlying outstanding DRs	Shares underlying outstanding DRs as a percentage of total number of shares {i.e., Grand Total (A)+(B)+(C) indicated in Statement at para (I)(a) above}
1	NIL	NIL	NIL	NIL
TOTAL		NIL	NIL	NIL



Statement showing holding of Depository Receipts (DRs), where underlying shares held by "Promoter/Promoter Group" are in excess of 1% of the total number of shares  
 (III) (b)

Sr. No.	Name of the DR Holder	Type of outstanding DR (ADRs, GDRs, SDRs, etc.)	Number of shares underlying DRS	Shares underlying outstanding DRS as a percentage of total number of shares [i.e., Grand Total (A)+(B)+(C) indicated in Statement at para (I)(a) above]
1	NIL	NIL	NIL	NIL
TOTAL	NIL	NIL	NIL	NIL

